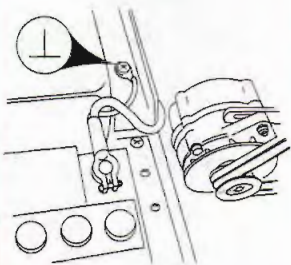
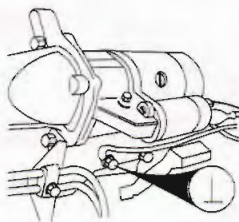


Ground connections

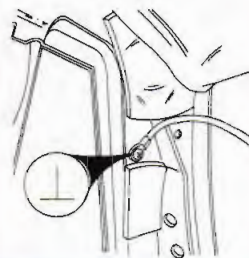
Ground connection, battery - body



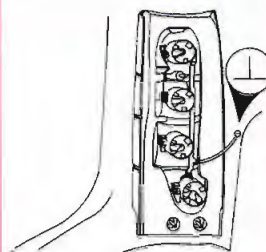
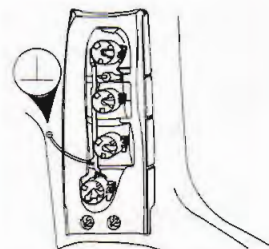
Ground connection battery - engine



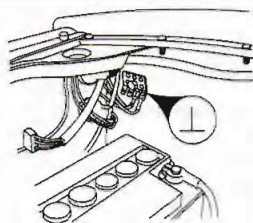
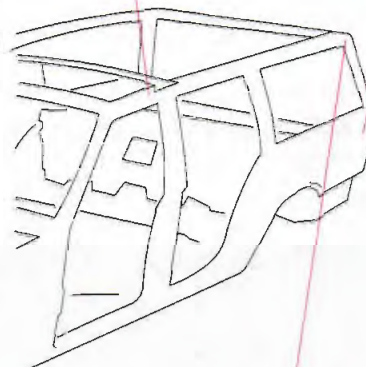
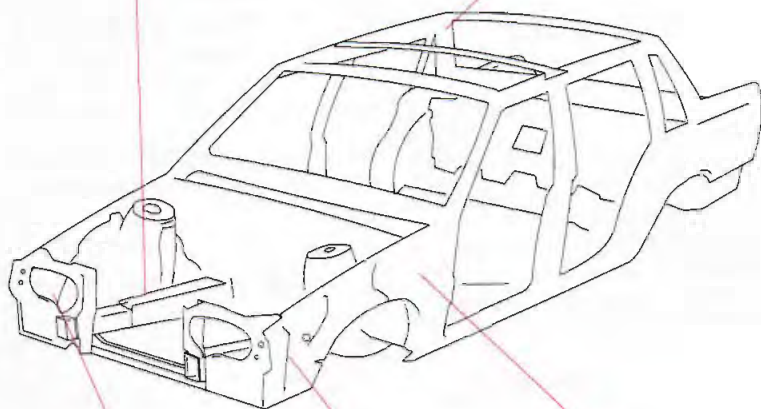
Heated rear window



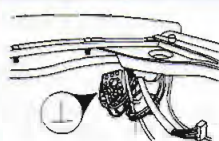
**Tail light, right
Control unit, ABS
Modulator, ABS**



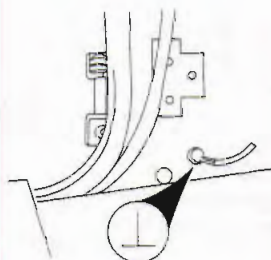
**Tail light, left
High-level brake light**




**Headlight, right
Direction indicator, right
Parking light, right
(Washer motor)
(Low washer level sensor)
Fog light, right
Heater, Lambda-sond
Relay, radio interference
suppression
Electric cooling fan**



**Headlight, left
Direction indicator, left
Parking light, left
Auxiliary lights
Relay, radio interference
suppression
(Washer motor)
(Low washer level sensor)
Fog light, left**



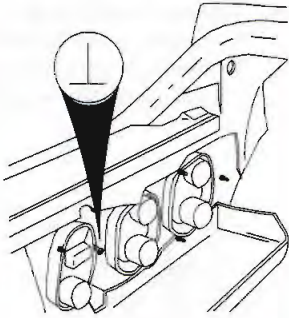
**Side direction indicator,
left**



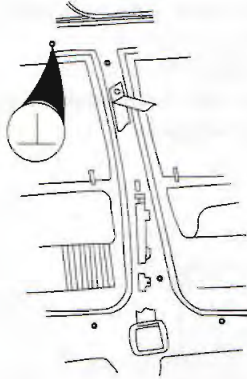
**Rear window wiper
Luggage compartment light
Heated rear window
License plate light**

Ground connections

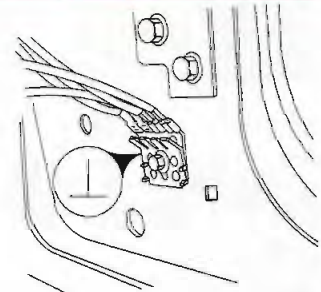
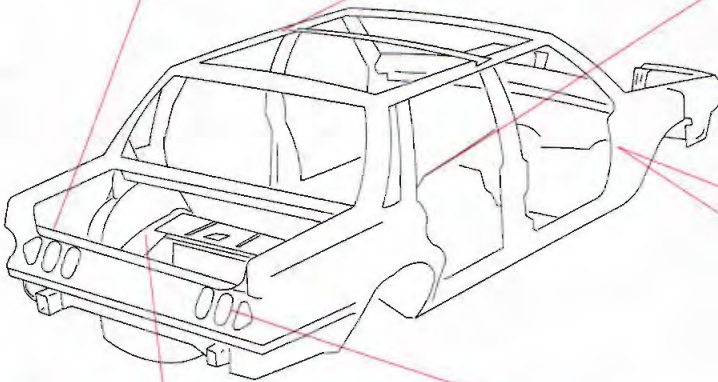
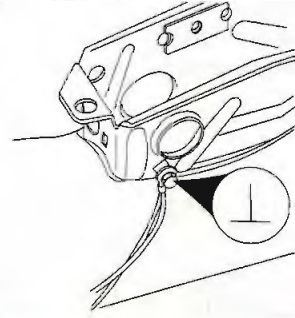
Tail light, left
License plate light
Trunk light
High level brake light



Courtesy lighting
Reading lights

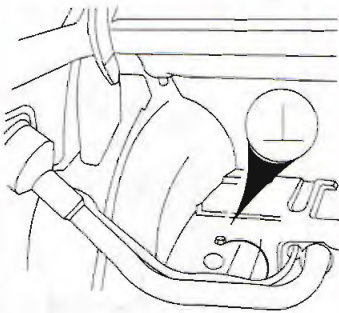


Parking brake switch
Rear ashtray light
Seat belt light
Heated seats
Power seat, driver



Heater fan
AC delay relay
Central electrical unit ground panel
Bulb failure warning sensor
Flasher device
Relay (intermittent wipe)
Headlight, relay
Fuel pump relay
Power sun roof
Overdrive relay
Central lock motors
Power mirrors
Power windows
Relay, power windows-
electric cooling fan
Cruise control
CIS control unit
Fasten seat belt light
Cigar lighter
Radio
Glove compartment
LH-jetronic
Fuel pump
Fog light switch
Relay, rear fog light
Combination instrument
Fuel level sensor (pipe)
Relay, shift indicator
ACC

Tank pump
Fuel pump sensor (lever)
Power antenna



Tail light, right
Control unit, ABS
Modulator, ABS

